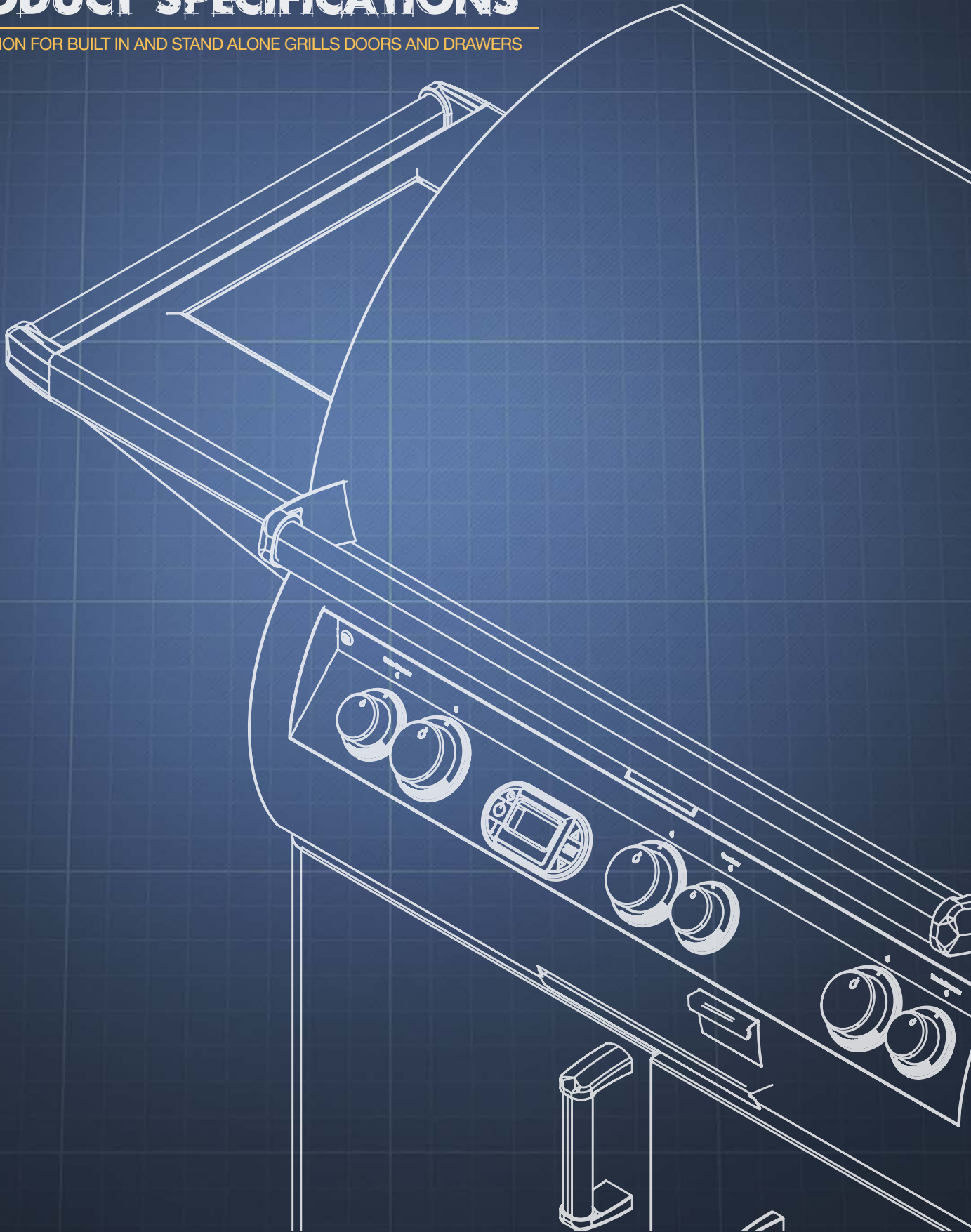


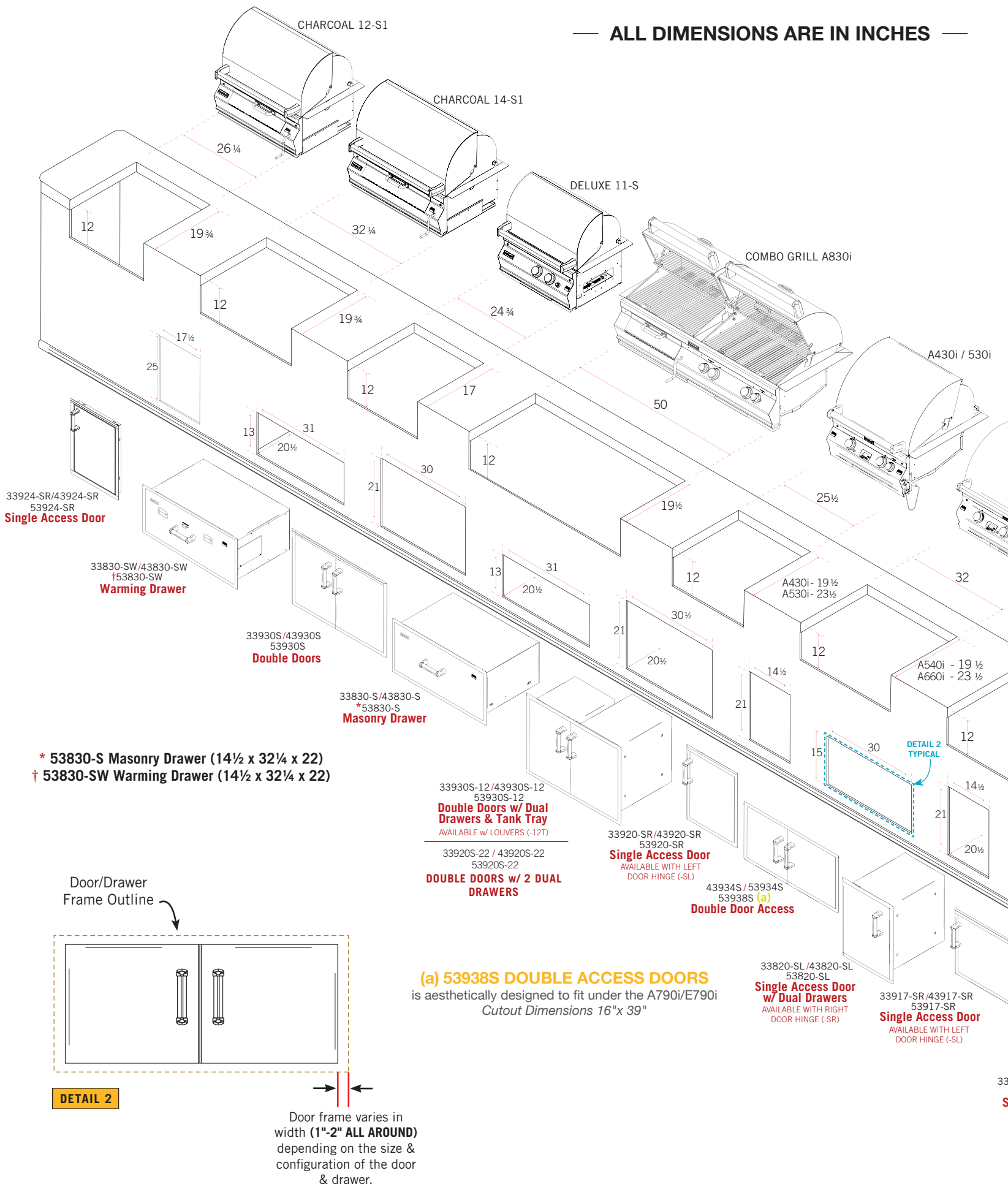


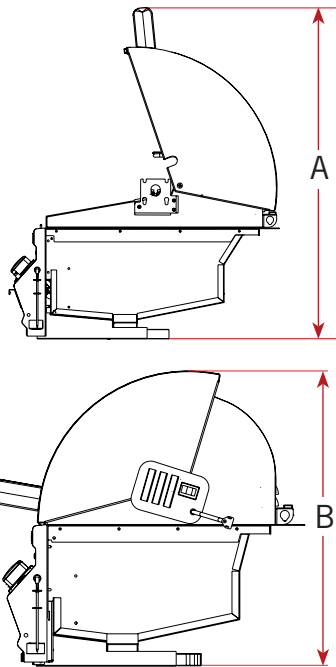
# PRODUCT SPECIFICATIONS

INFORMATION FOR BUILT IN AND STAND ALONE GRILLS DOORS AND DRAWERS



— ALL DIMENSIONS ARE IN INCHES —





DESCRIPTION	HOOD OPEN	HOOD CLOSED
	A	B
Echelon E1060i	35 5/8"	26 3/4"
Echelon E790i	35 5/8"	26 3/4"
Echelon E660i	35 5/8"	26 3/4"
Aurora 790i	35 7/8"	26 3/8"
Aurora A660i	32 1/4"	25"
Aurora A540i	32 1/4"	25"
Aurora A530i	32 1/4"	25"
Aurora A430i	32 1/4"	25"
Deluxe 11-S	30"	25 1/8"
32" Gourmet Charcoal 14-S1	31 3/4"	32 1/2"
26" Gourmet Charcoal 12-S1	31 3/4"	32 1/2"

## OUTDOOR KITCHEN CONSIDERATIONS

- Carefully consider grill size & accessories needed
- Combustible construction requires insulating liner
- Select Natural or Propane (LP gas)
- Determine total gas consumption for supply line size
- Access required to gas connections and shut off valve
- Plan location of propane tank away from grill and appliances
- Always refer to the installation and operating instructions of your Fire Magic® grill and/or accessories for installation guidelines & safety warnings before starting your project
- Always check all gas connections for leaks
- Provide ventilation in island for gas vapors. Allow at least four ventilation openings (two at floor level and two 16" above floor 10 in² each) at opposing ends/sides

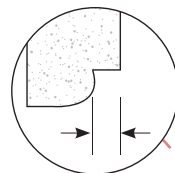
## LOCATION

- Identify outdoor area where grill will be installed
- Determine the utilities needed (gas, water, electricity, drainage etc.)
- Consider element exposure (sun, wind direction\*, weather etc.)

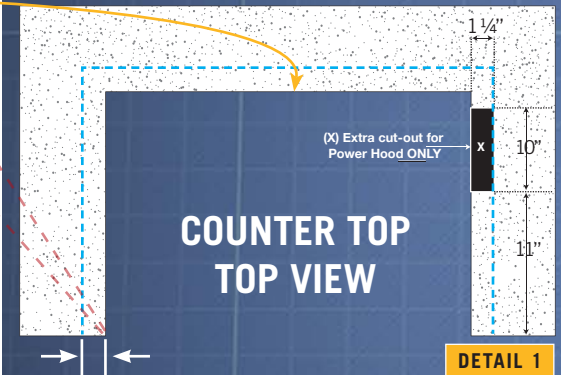
## MATERIALS

- Foundation- concrete
- Base- brick, stone, stucco, concrete
- Counter top- tile, granite, marble, concrete

### Grill Hanger Outline



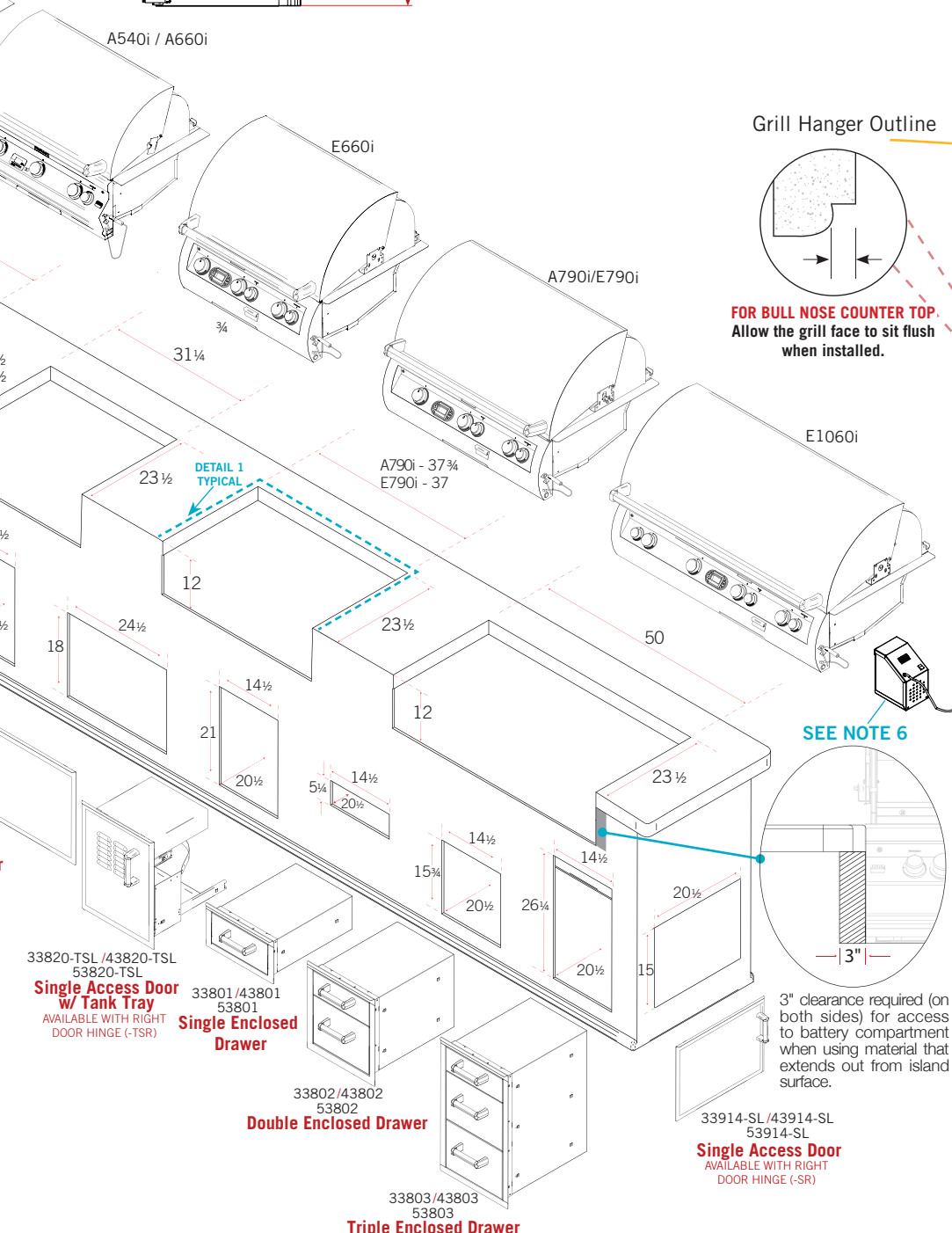
**FOR BULL NOSE COUNTER TOP.**  
Allow the grill face to sit flush when installed.



Grill hanger varies in width (2 1/2"-3") depending on the size & configuration of the grill.

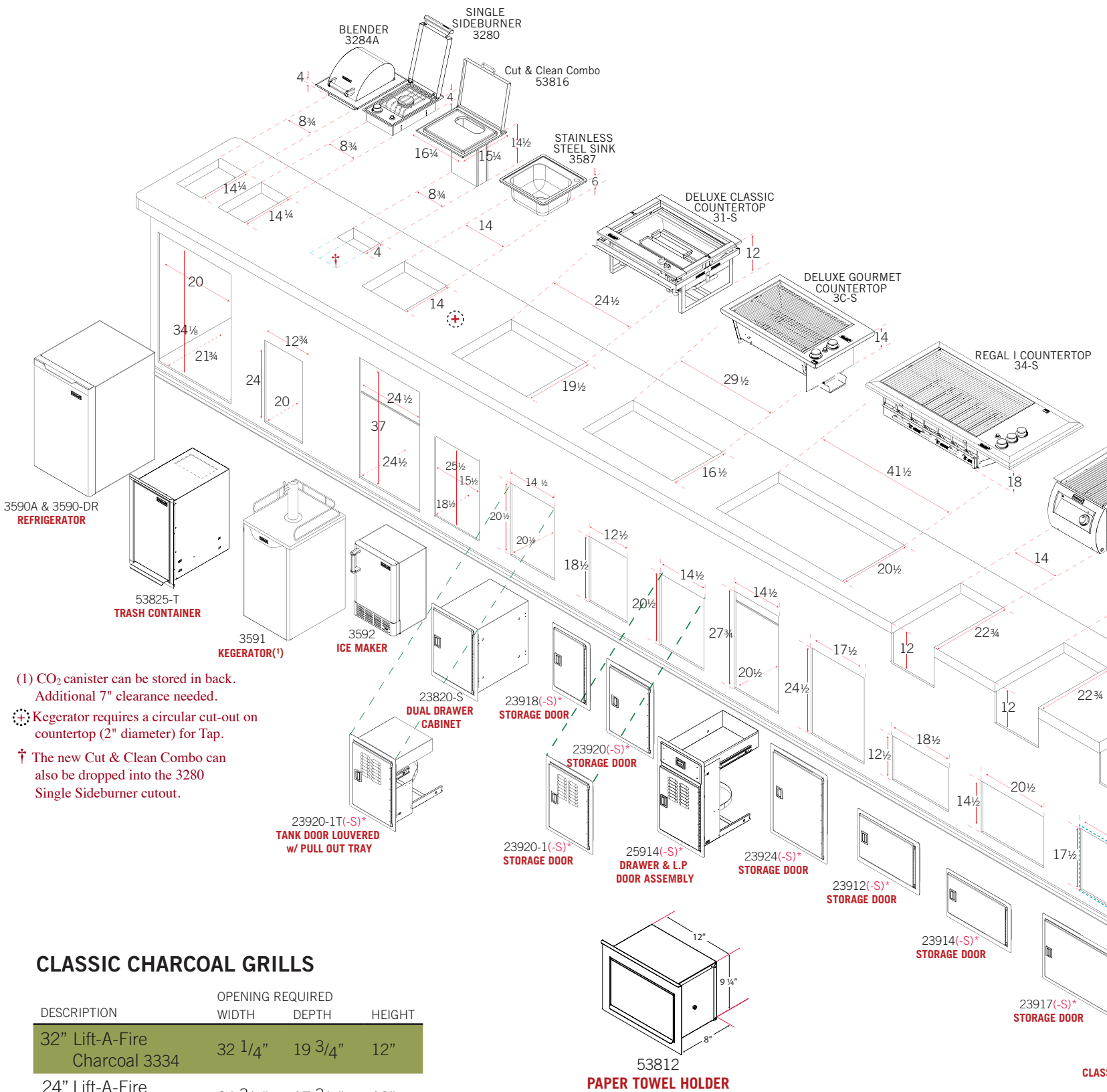
## Notes

- There is a hanger on three sides of each grill. You must allow clearance for the hanger (SEE DETAIL 1).
- The control panel (face) of the grill is wider than the cutout width. This conceals the cutout space on the left & right hand sides.
- Clearance of 10" on each side of the oven is recommended for unrestricted operation of lid and rotisserie and at least 3" at the rear flange for ease of maintenance and proper operation. (18" from combustible surroundings on each side and rear is required)
- See specific model cutout plan for units equipped with motorized hood.
- Insulating liners must be used & are available for combustible surroundings (See page 6).
- The rotisserie motor on all models is located on the right side of the grill. Optional Reverse Brackets are available to mount rotisserie motor on opposite side. ONLY units ordered with back burner option come with rotisserie kit and brackets.





— ALL DIMENSIONS ARE IN INCHES —



## CLASSIC CHARCOAL GRILLS

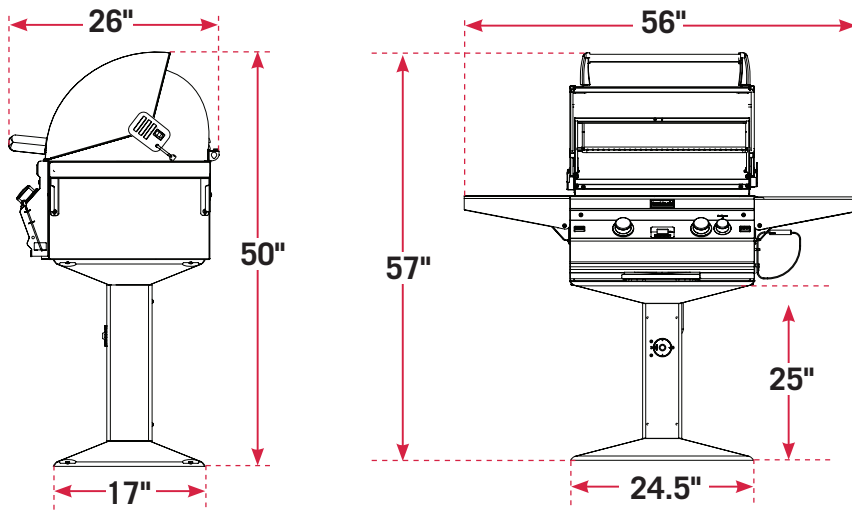
DESCRIPTION	OPENING REQUIRED		
	WIDTH	DEPTH	HEIGHT
32" Lift-A-Fire Charcoal 3334	32 1/4"	19 3/4"	12"
24" Lift-A-Fire Charcoal 3339	24 3/4"	17 3/4"	12"
31" Firemaster 3324	31 1/4"	21 1/4"	12"
24" Firemaster 3329	24 1/4"	19 1/4"	12"

**\*(-S)** signifies STAINLESS STEEL  
**w/o (-S)** signifies BLACK POWDER COATED



# A430 Pedestal Dimensions


A430s-2E1N-P6



## Notes

1. There is a hanger on three sides of the cutout (SEE DETAIL 3).
2. The control panel (face) of the accessories is wider than the cutout width. This conceals the cutout space on the left & right hand sides.
3. Clearance of 10" on each side, and 3" at the rear of the oven is recommended for unrestricted operation of accessories. (18" from combustible surroundings on each side and rear)
4. Insulating liners must be used and are available for combustible surrounds. Double Side burner (3281), Single Side burner (3279-1) and Drop-In Side burner (3280) do not require an insulating liner (See page 6).

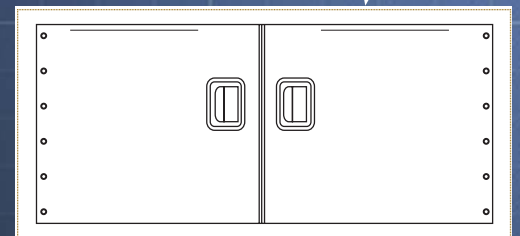
### Accessory Hanger Outline



DETAIL 3

Accessory hanger varies in width (2"-2½" ALL AROUND) depending on the size & configuration of the accessory.

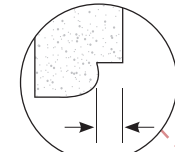
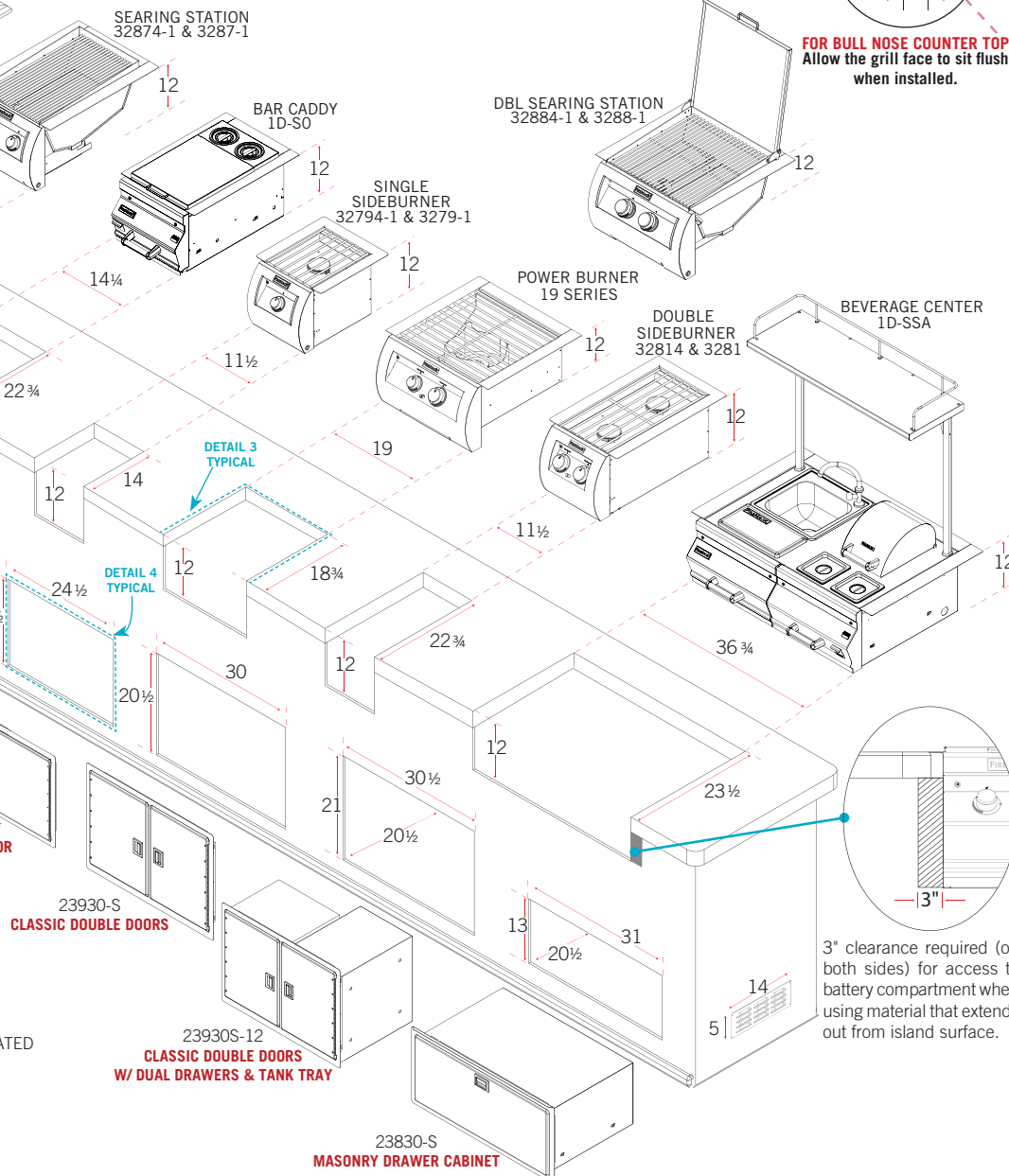
### Door/Drawer Frame Outline



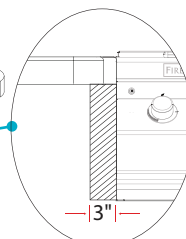
DETAIL 4

Door frame varies in width (1"-2" ALL AROUND) depending on the size & configuration of the door & drawer.

TOP



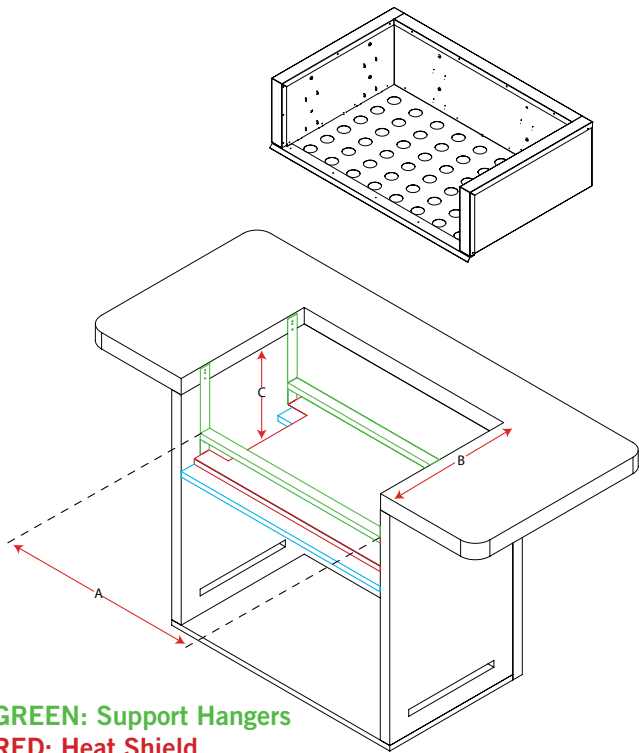
FOR BULL NOSE COUNTER TOP  
Allow the grill face to sit flush when installed.



3" clearance required (on both sides) for access to battery compartment when using material that extends out from island surface.

## INSULATING LINER MUST BE USED WHEN INSTALLING IN A COMBUSTIBLE ISLAND

Not used on Double Sideburner (3281), Single Sideburner (3279-1) or Drop-In Sideburner (3280)



**GREEN:** Support Hangers  
**RED:** Heat Shield  
**BLUE:** Combustible Material

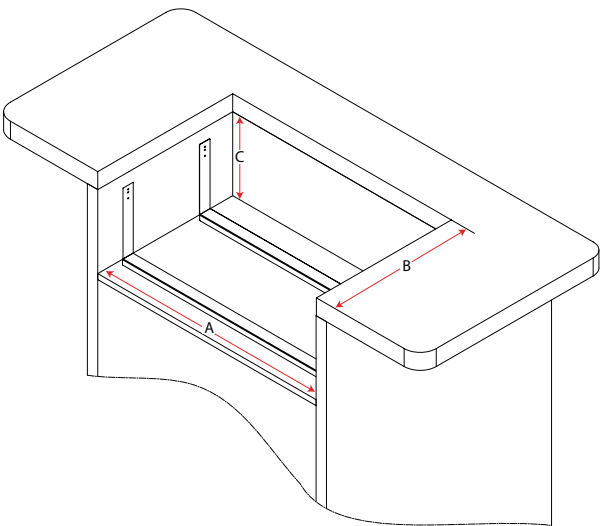
### GRILL CUT-OUT DIMENSIONS w/ INSULATING LINER

MODEL	OPENING REQUIRED		
	WIDTH A	DEPTH B	HEIGHT C
Echelon E1060i	55"	26"	12"
Echelon E790i	42 1/8"	26"	12"
Echelon E660i	36 3/8"	26"	12"
Aurora A790i	42 1/8"	26"	12"
Aurora A660i	36 3/8"	26"	12"
Aurora A540i	36 5/8"	22 1/8"	12"
Aurora A530i	30 1/8"	26"	12"
Aurora A430i	30 1/8"	22 1/8"	12"

Maintain proper clearance to combustibile materials.

- Notes:
1. A nominal 1/16" gap around the back and sides of the liner is recommended for ease of installation.
  2. The counter top material may be placed up to the insulating liner on the back and sides.
  3. A minimum of 100 sq. in. in air ventilation is required at cabinet face.
  4. Cabinet face may be made of combustibile material up to the front flange of the insulating liner.

*To install and operate the Fire Magic outdoor gas appliance, please refer to the Installation and Operating instructions and safety precautions shipped with the appliance.*

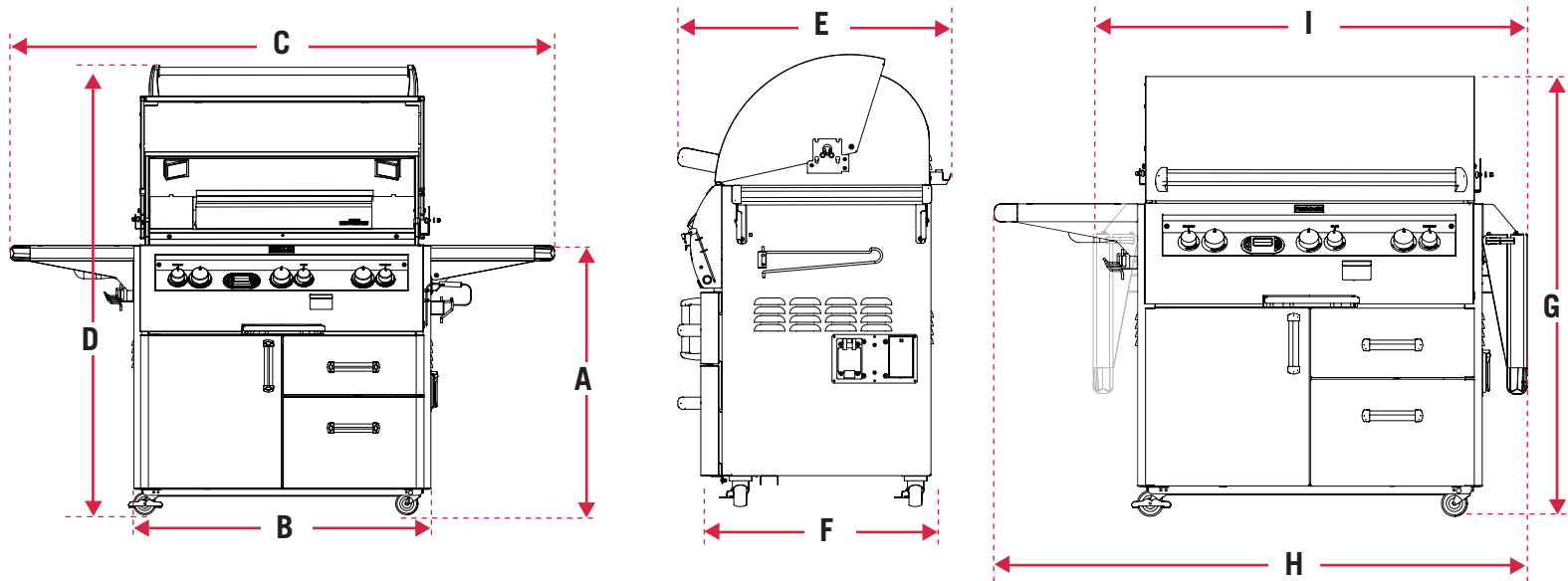


### ACCESSORY & LEGACY CUT-OUT DIMENSIONS w/ INSULATING LINER

MODEL	OPENING REQUIRED		
	WIDTH A	DEPTH B	HEIGHT C
Deluxe	28	19 3/8"	12 1/4"
Power Burner	22 5/8"	20 3/4"	12"
Searing Station	18 3/8"	24 3/4"	11 5/8"

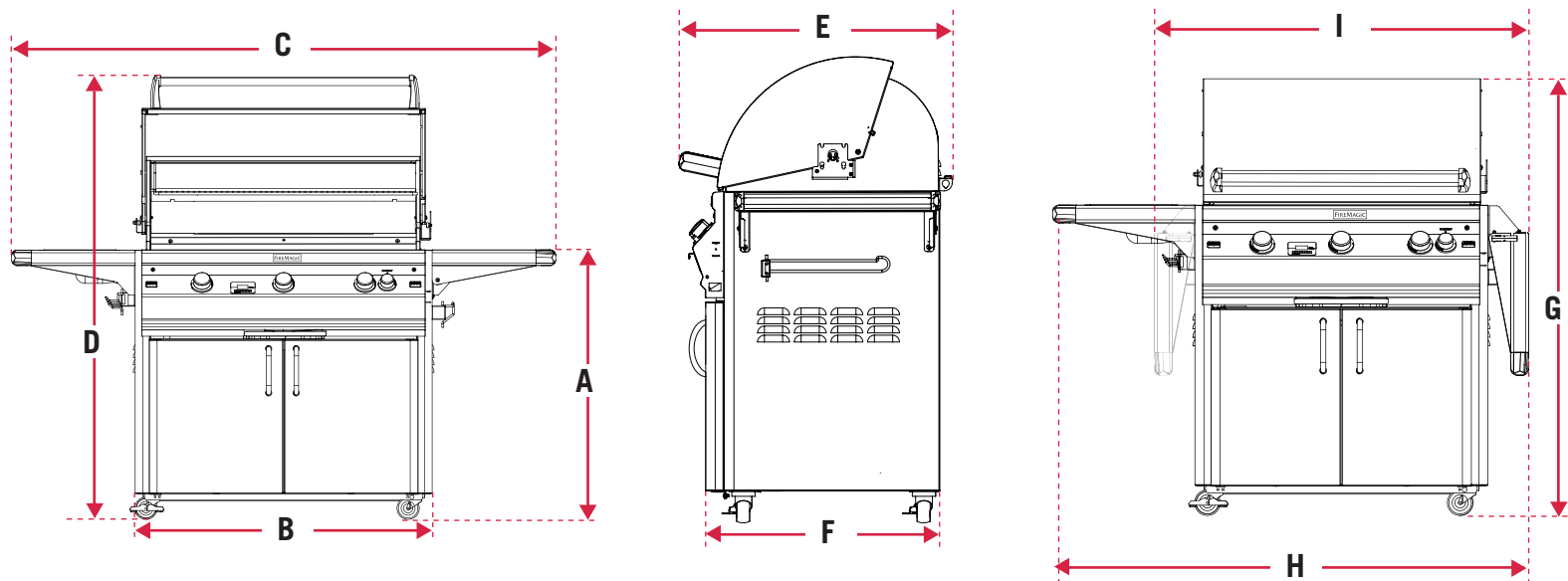
*The information provided is for reference only. Detailed instructions are supplied with the insulation liner, unique to the model selected. Read those instructions carefully and completely before starting installation of the liner.*

ECHELON STAND ALONE



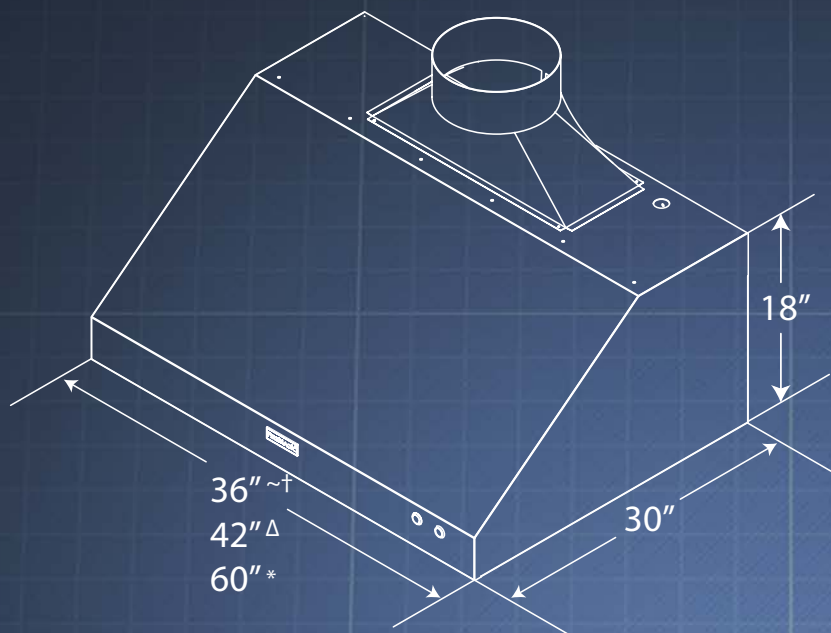
Model #	Series	Top of Face (A)	Cart Base (B)	Shelves Up (C)	Oven Open (D)	Max Outer (E)	Cart Base (F)	Oven Closed (G)	1-Up/1-Down (H)	Shelves Down (I)
E1060	62/63	37"	53"	86 1/4"	60 1/2"	29 3/4"	26"	52"	74 3/4"	n/a
E1060	51/71	37"	77 3/4"	111"	60 1/2"	29 3/4"	26"	52"	99 1/2"	88"
E790	62/63	37"	40"	73 1/4"	60 1/2"	29 3/4"	26"	52"	61 3/4"	n/a
E790	71	37"	58 3/4"	92"	60 1/2"	29 3/4"	26"	52"	80 1/2"	69"
E660	62/63	37"	34 1/4"	67 1/2"	60 1/2"	29 3/4"	26"	52"	56"	n/a
E660	71	37"	53"	86 1/4"	60 1/2"	29 3/4"	26"	52"	74 3/4"	63 1/4"

AURORA STAND ALONE



Model #	Series	Top of Face (A)	Cart Base (B)	Shelves Up (C)	Oven Open (D)	Max Outer (E)	Cart Base (F)	Oven Closed (G)	1-Up/1-Down (H)	Shelves Down (I)
A660s	61/62	37"	32 1/2"	62 1/4"	60 1/2"	29 3/4"	26"	52"	52 1/2"	41 1/2"
A540s	61/62	37"	32 1/2"	62 1/4"	57"	25 3/4"	21 3/4"	50"	52 1/2"	41 1/2"
A530s	61/62	37"	26"	55 3/4"	60 1/2"	29 3/4"	26"	52"	46"	35 1/4"
A430s	61/62	37"	26"	55 3/4"	57"	25 3/4"	21 3/4"	50"	46"	35 1/4"





## SPECIFICATION

Electrical requirements	110 volts, 60 hertz, 20 amp; GFI outlet.
-------------------------	------------------------------------------

Fans	12 VDC, 1400 CFM
------	------------------

Power supply †	12 VDC, 60 watts
----------------	------------------

## Models Available

† 36-VH-4

~ 36-VH-3

Δ 42-VH-3

\* 60-VH-3

## FIRE MAGIC OUTDOOR GAS GRILL WARRANTY

### LIFETIME WARRANTY

FIRE MAGIC CAST STAINLESS STEEL BURNERS, STAINLESS STEEL ROD COOKING GRIDS, AND STAINLESS STEEL HOUSINGS ARE WARRANTED FOR AS LONG AS YOU OWN YOUR FIRE MAGIC GRILL.

### FIFTEEN YEAR WARRANTY

FIRE MAGIC BRASS BURNERS, BRASS VALVES, MANIFOLD ASSEMBLIES, AND BACKBURNER ASSEMBLIES (EXCEPT IGNITION SYSTEMS) ARE WARRANTED FOR FIFTEEN (15) YEARS.

### TEN YEAR WARRANTY

FIRE MAGIC ELECTRIC GRILLS, ELECTRIC GRILL STAINLESS STEEL COOKING GRIDS, AND ELECTRIC GRILL STAINLESS STEEL HOUSING ARE WARRANTED FOR TEN (10) YEARS.

### FIVE YEAR WARRANTY

INFRARED BURNERS, CHARCOAL STAINLESS STEEL GRILLS, AND SMOKERS (EXCEPT FOR THE CHARCOAL PAN, CHARCOAL GRID, WOOD PELLET SCREEN, THERMOMETER, AND ASH TRAY WHICH ARE WARRANTED FOR ONE YEAR) ARE WARRANTED FOR FIVE (5) YEARS

### THREE YEAR WARRANTY

FIRE MAGIC SIDEBURNERS AND ALL OTHER FIRE MAGIC GRILL COMPONENTS (EXCEPT IGNITION SYSTEMS AND ELECTRICAL PARTS) ARE WARRANTED FOR THREE (3) YEARS.

### ONE YEAR WARRANTY

FIRE MAGIC IGNITION SYSTEMS (EXCLUDING BATTERIES), ELECTRICAL COMPONENTS (INCLUDING LIGHTS AND THERMOMETER), AND GRILL ACCESSORIES ARE WARRANTED FOR ONE (1) YEAR.

THE ROBERT H. PETERSON CO. RESERVES THE RIGHT TO AMEND PRODUCT SPECIFICATIONS WITHOUT PRIOR NOTICE.